



Articulated Flex Lance Safety Stop

O&M Manual

Flex Lance Safety
Stop with
Tube Sheet Mount
"Chicken Wing"
Part #36-015-089

www.waterblast.pro

701 S. Persimmon, Suite 85 - Tomball, Texas 77375

The APS Team!



Peter Goldsmith
President



David Mitchell
Senior Vice President



Kent Maddie
VP - Sales & Marketing



Sheree Paramore
VP - Production & Inventory Control



Kenny Kujawa
VP - Manufacturing



Johnny Matsoukas
Sales



Diane Fendley
Warehouse Manager



Patricia Enstrom
Office Manager

ADVANCED PRESSURE SYSTEMS (APS) is first and foremost dedicated to providing our customers with the absolute best service available anywhere in the water blasting equipment supply field. We have an excellent record of delivering the best products when and where needed, but continuous improvement of all aspects of our service to the customer is still our every day objective.

At **APS** we help our customers solve problems and meet their needs for water blasting equipment and accessories. Our professional engineering team can provide innovative solutions to the obstacles encountered in special applications. Our friendly sales and support personnel are always ready to help with excellent product knowledge and experience backed advice, and they will ensure your order is processed accurately and on time. **APS** are the initials of Advanced Pressure Systems but they have also been incorporated into our company slogan...


Always Providing Service

Accessories - Control Guns - Fittings - Rigid Lances - Flex Lances - Hoses - Nozzles - Pump Parts

www.waterblast.pro

Toll Free in North America: 1 (877) 290-4277 or (281) 290-9950

Flex Lance Safety Device (Also called a “Chicken Wing”)



With safety as the primary consideration, the **Flex Lance Safety Device** was designed to protect the operator from a flex lance exiting a tube sheet during cleaning operations. It can easily be used for both vertical and horizontal applications and its wide range of adjustment will accommodate different sizes of tube sheets. Durable construction is of galvanized steel and anodized aluminum with a Lexan splash guard.

The **Flex Lance Safety Device** incorporates a rotary magazine, which contains lance stops for six (6) different lance sizes in one easy to handle **Insert**.

To change the stop size, unscrew the **Cover** and slide it clear of the device. This will allow the **Retaining Latch** to swing down (see Fig. 1), giving access to the **Lance Stop Insert**, which can be removed (see Fig. 2).

- Install the lance through the **Lance Guide Tube** and the **Lance Extension Tube**.
-
- Select the required size of the lance stop and reinstall the **Lance Stop Insert**.
-
- The size of the lance stop installed will be seen engraved on the Lance Stop Insert at the top of the opening.
-
- Close the **Retaining Latch** and replace the **Cover**.

Fig. 1

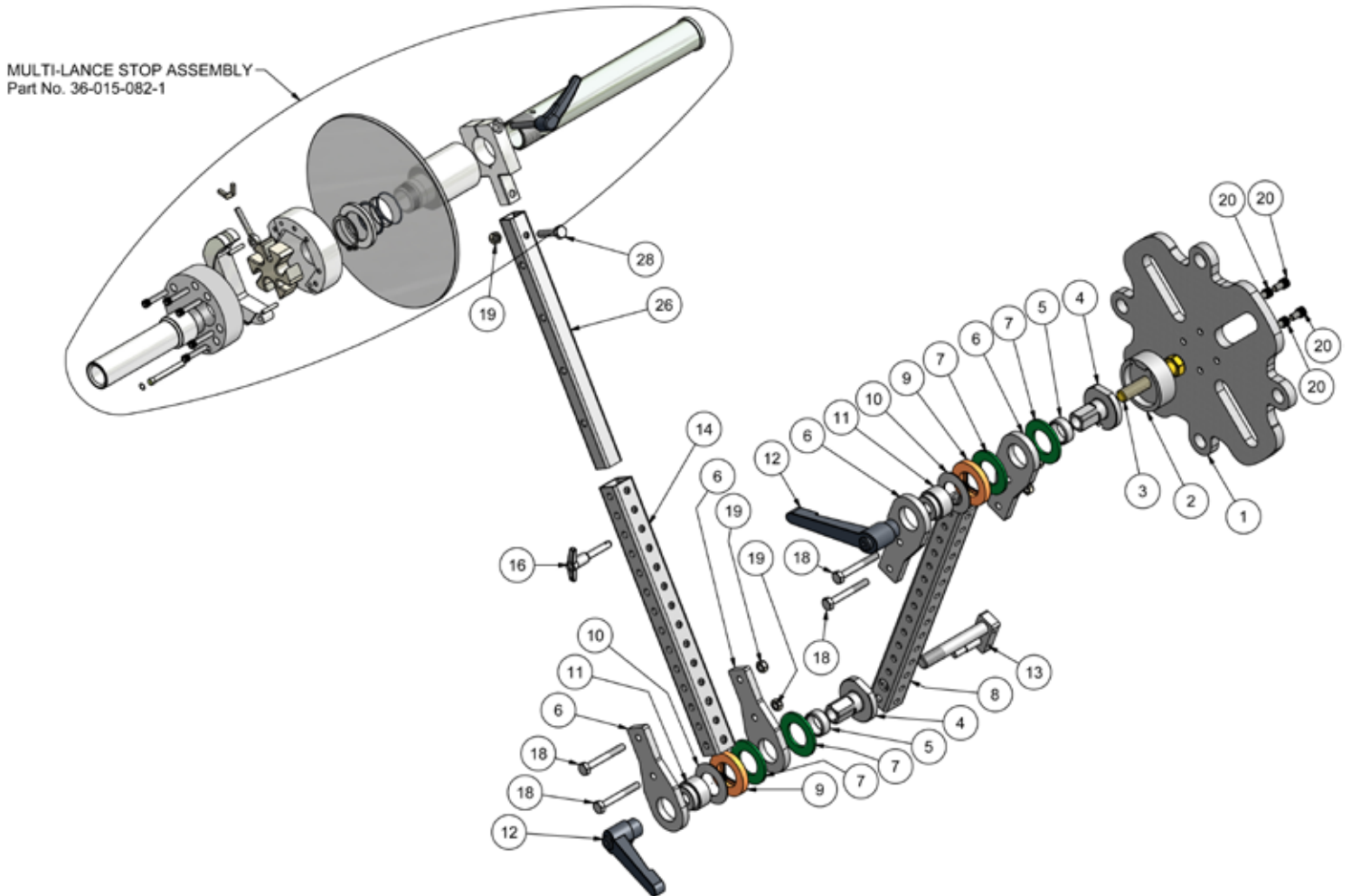


Fig. 2

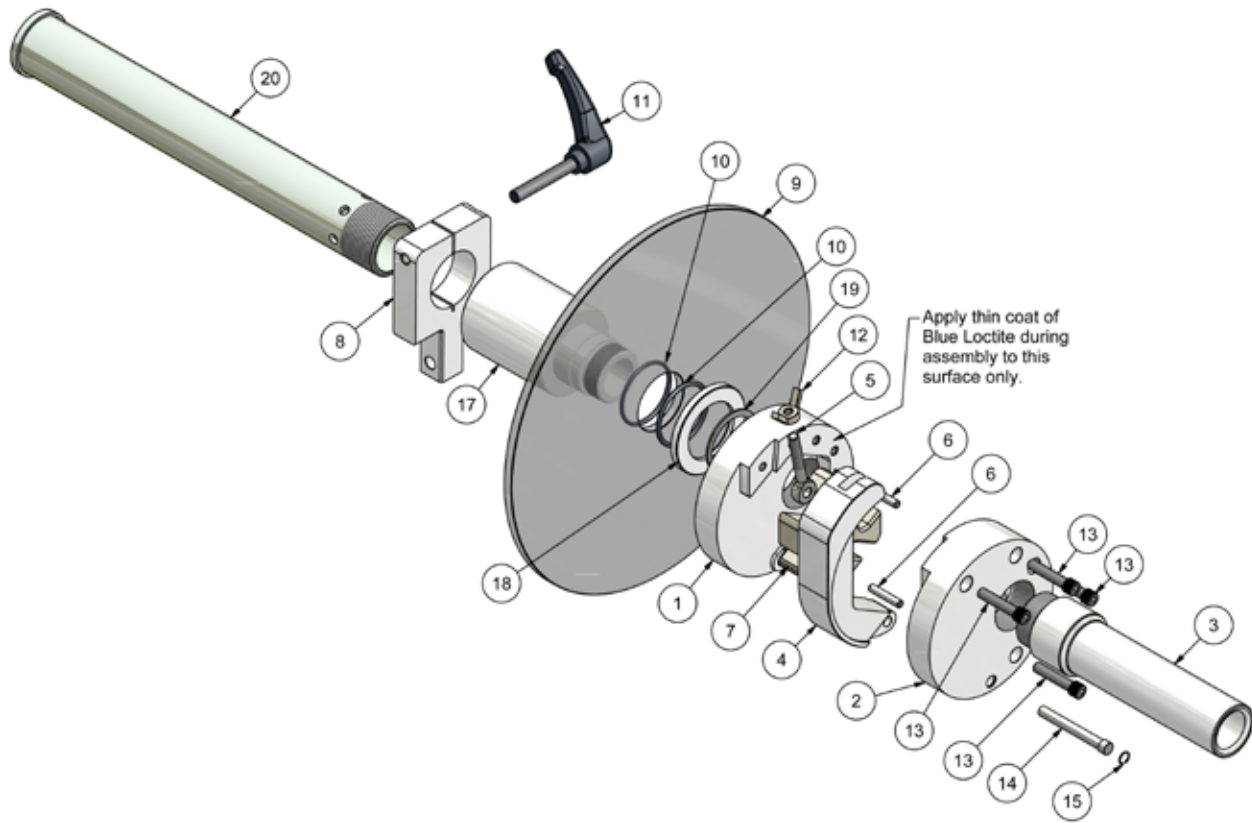


Safety Check: Test to assure that the lance end fitting and nozzle cannot be pulled out of the Safety Device before applying pressure to the flex lance.

Flex Lance Safety Device "Chicken Wing"



ITEM	QTY	PART #	DESCRIPTION
1	1	36-015-026	Chicken Wing Mounting Plate
2	1	36-015-025	Clutch Mounting Plate
3	1	10-121-350	Hex. Head Bolt 5/8"-11 x 3-1/2" long
4	2	36-015-046	Limiter - AWD Modified Torque
5	2	36-015-034	Bearing - Torque Limiter
6	4	36-015-016	Pivot Mounting Plate
7	4	36-015-033	Torque Limiter Fiber Washer
8	1	36-015-018	Telespar Arm
9	2	36-015-035	Torque Limiter Spacer (Orange)
10	2	36-015-032	Spring Washer
11	2	36-015-023	Spacer for Torque Limiter
12	2	36-015-028	Handle
13	1	36-015-068	Pivot Pin & Locking Plate Assembly
14	1	36-015-019	Telespar Arm
16	1	36-015-027	Extension Locking Pin
18	4	10-015-250	Hex. Head Bolt 5/16"-18 x 2-1/2" long
19	5	10-100-003	Nylon Lock Nut 5/16"-18 SS
20	4	10-002-050	SHCS 5/16"-18 x 1/2" long SS
26	1	36-015-088	New Telespar Extension Arm
27	1	36-015-082-1	Multi-Lance Stop Assembly
28	1	10-015-150	Hex. Head Bolt 5/16"-18 x 1-1/2" long



ITEM	QTY	PART #	DESCRIPTION
1	1	36-015-070	Lance Stop Body - Part 1
2	1	36-015-072	Lance Stop Body - Part 2
3	1	36-015-073	Lance Guide Tube
4	1	36-015-071	Latch - Lance Stop Holder
5	1	36-015-074	Latch Bolt
6	2	36-015-080	Dowel Pin
7	1	36-015-007	Lance Stop Insert
8	1	36-015-069	Clamp (new Style)
9	1	36-015-044	Splash Shield (1.5" Size)
10	2	30-001-127	O-Ring
11	1	36-015-031	Handle
12	1	36-015-075	Wing Nut
13	5	10-001-125	SHCS 1-1/4" long SS
14	1	36-015-077	Latch Pivot Pin
15	1	36-015-078	Retaining Clip
17	1	36-015-081	Extension Tube Holder
18	1	36-015-084	Splash Shield Retaining Ring
19	1	10-121-150	Retaining Clip (5100-150) SS
20	1	36-015-087	Extension Tube

YOU ARE RESPONSIBLE FOR SAFETY!

Advanced Pressure Systems publishes guides for the safe use of Water Blasting Equipment.

Please READ them!

We also strongly advise that all
personnel are fully conversant with:

***"Recommended Practices for the Use of
Manually Operated High Pressure Water Jetting Equipment"***
published by the Water Jet Technology Association.



These may be obtained free of charge by contacting:
ADVANCED PRESSURE SYSTEMS, L.P. (877) 290-4277

Conditions of Sale & Warranty

General - These terms and conditions and warranty provisions are applicable to all products contained in this catalog, and may not be varied, except in writing by a partner of APS Pressure Systems L.P.

Terms of Sale –

- 1) All sales are FOB manufacturers plant, Houston, Texas, and are priced and must be paid for in US dollars.
- 2) The purchaser agrees to hold APS Pressure Systems (DBA: Advanced Pressure Systems) harmless for any and all claims arising from the misuse or misapplication of any product manufactured or supplied by Advanced Pressure Systems.
- 3) Products returned for credit will be subject to 15% restocking charge. Only standard products will be accepted for restocking. All sales of non-standard items are final.
- 4) Payment may be made by credit cards issued by VISA or MASTERCARD. Payment by credit cards issued by AMERICAN EXPRESS will be subject to 3% service charge.

Warranty - The following classes of products carry the warranty indicated. Any component included in an assembled product which is subject to wear is not warranted. Products which have been subject to abuse including misapplication, corrosion, excessive pressure, over-tightening and galling of screw threads will not be accepted for replacement under warranty. Products not manufactured by Advanced Pressure Systems will carry the warranty by of the respective manufacturer

Hose - Not warranted. Coupling may be warranted by manufacturer.

Rigid Lances - Ninety days from date of shipment.

Plungers and Pump Packing - Not warranted.

Control Guns, Flow Divider Valves, Flow Control Valves - Ninety days from date of shipment.

Relief Valves - 180 days from date of shipment.

Nozzles and nozzle inserts / orifices - Not warranted

Fittings, Connectors and Couplings - 180 days from date of shipment.

Shipping Costs - Orders may be shipped prepaid by any regularly available means, and the cost will be paid by the customer. Other shipping costs including but not limited to: insurance for the full retail value of the products, packaging, crating and any other handling costs will be billed to the customer. If the customer collects the products from the Houston plant there will not be any shipping charges.

Payment - All invoices are due net 30 days from date of shipment. Any invoices which are more than 30 days past due will result in the account of the customer concerned to be placed on hold.

***Your Water Blasting Parts
and Accessories Specialists!***



ADVANCED PRESSURE SYSTEMS



Parts & Accessories Specialists

ADVANCED PRESSURE SYSTEMS
701 S. Persimmon, Suite 85 - Tomball, Texas 77375
Toll Free in North America: 1 (877) 290-4277
Phone: (281) 290-9950 Fax: (281) 290-9952
E-mail orders: sales-team@waterblast.pro